

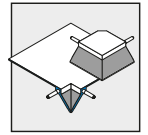
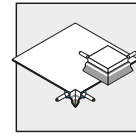
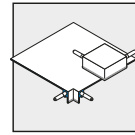
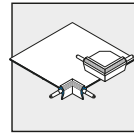
Accessories

Z18-0

Z18-1

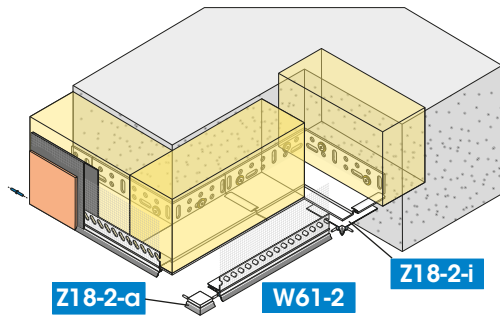
Z18-2

Z18-4

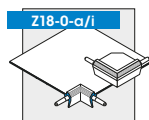


APU Corner Element

accessory for Border Profiles W40, Base Rail Systems W60/W61 and Base Edge Profiles W66

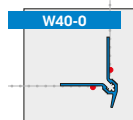


Using the Corner Elements Z18 for inner/outer corners neat and exact corners can be made easily and quickly. The plug-in pins on the right and left of the Corner Elements are inserted into the attaching profiles W40, W61 or W66 being placed. So all profile edges form a flush aligned border with each other.

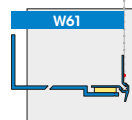


Corner element for W40-0, W60/W61-0, W66-0

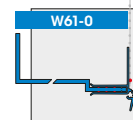
suitable for:



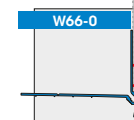
Border profile DROP-TEX-ZERO drip edge



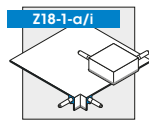
Base rail SOLI-TEX drip edge, bonded



Base rail SOLI-TEX-ZERO drip edge, plugged

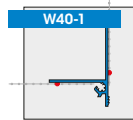


Base edge profile SOKA-TEX-ZERO drip edge

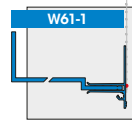


Corner element for W40-1, W61-1, W66-1

suitable for:



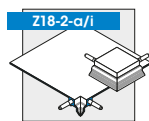
Border profile DROP-TEX-UNO straight



Base rail SOLI-TEX-UNO straight, plugged

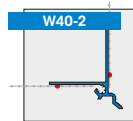


Base edge profile SOKA-TEX-UNO straight

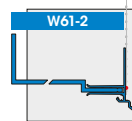


Corner element for W40-2, W61-2, W66-2

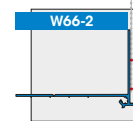
suitable for:



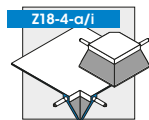
Border profile DROP-TEX-DUE offset



Base rail SOLI-TEX-DUE offset, plugged

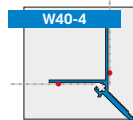


Base edge profile SOKA-TEX-DUE offset

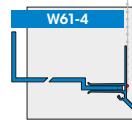


Corner element for W40-4, W61-4, W66-4

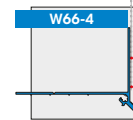
suitable for:



Border profile DROP-TEX-QUATTRO scratched plaster



Base rail SOLI-TEX-QUATTRO scratched plaster, plugged



Base edge profile SOKA-TEX-QUATTRO scratched plaster

Available packed unit:

10 bags of 10 pieces per pack

Order No.:

Z18-0-a | Z18-1-a | Z18-2-a | Z18-4-a
 Z18-0-i | Z18-1-i | Z18-2-i | Z18-4-i